

# Wiley Open Access Accounts

December 2018



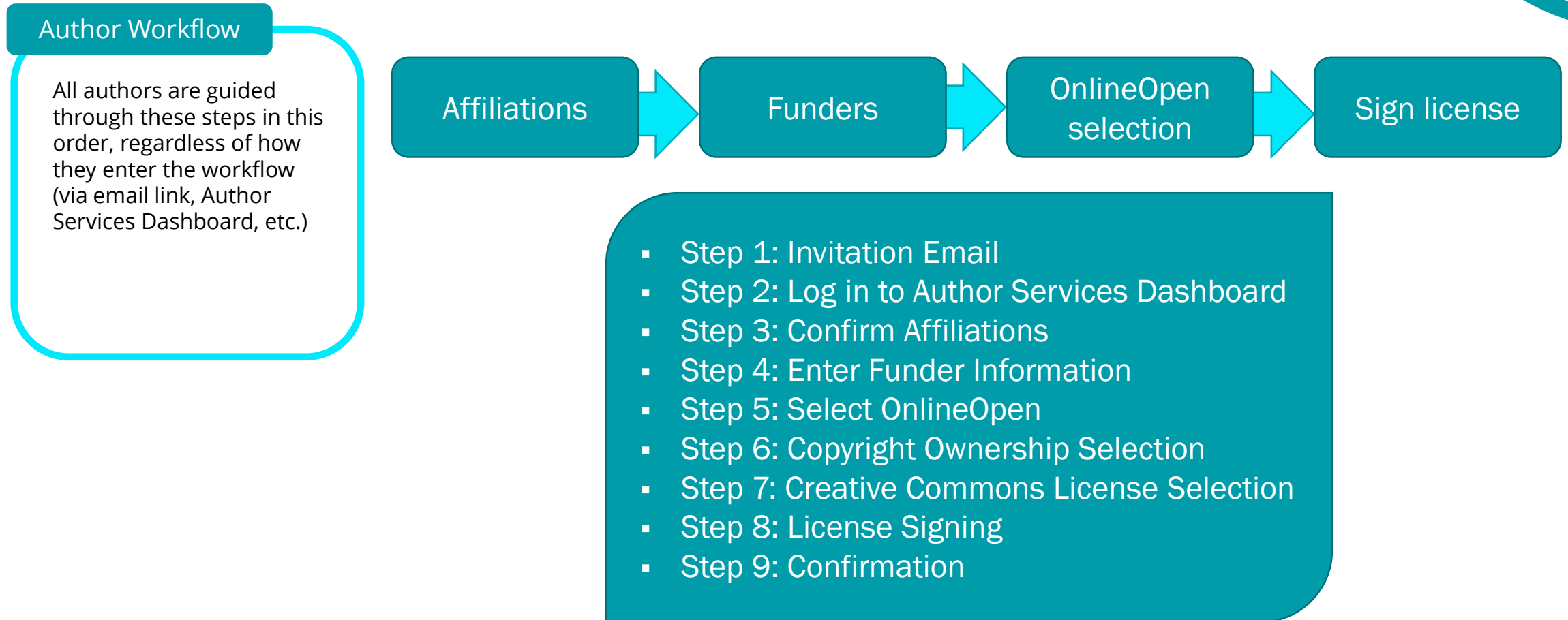
# Your Wiley Open Access Account makes it easier for authors to publish open access

Authors affiliated with your institution(s) can publish research open access at no additional charge in two ways:

1. Using OnlineOpen, Wiley's hybrid open access option
2. In Wiley's fully Open Access journals

# OnlineOpen: hybrid open access option

## Author Invitation Workflow



# Step 1: Invitation Email

## Author Services Invitation Email

### Invitation Email

Corresponding author receives Article Acceptance letter via email containing eligibility text to alert availability of KEMÖ Institutional WOA Account via Blended Deal\*

\*If matching institution is provided at the point of submission.

In Production: Your article accepted in Journal of Test

Dear Author,

Article ID: JAAL1234  
Article DOI: 10.1002/jaal.1234  
Journal: Journal of Test

Congratulations on the acceptance of your article for publication in Journal of Test.

Your article has been received and the production process is now underway. We look forward to working with you and publishing your article. Using Wiley Author Services, you can track your article's progress.

Wiley has an agreement with your institution, UNIVERSITAT WIEN, a member of the Austrian Academic Library Consortium (KEMÖ), which covers the cost of the open access article publication charges (APCs) for affiliated corresponding authors. Choosing the OnlineOpen option won't incur any additional costs to you, your institution, or funder.

If you have any further questions, please get in touch with your local Open Access contact.

Please click on the link below to login using [astest@mailinator.com](mailto:astest@mailinator.com):

<https://authorservices.wiley.com/home.html>

If applicable, a list of available actions will appear below – check out your Author Services Dashboard for all actions related to your articles.

Sign your license agreement (REQUIRED)

Track your article's progress to publication

Submit an OnlineOpen order to make your article open access. Hint: Your open access publication fees may be covered by your institution or funder. [Learn more.](#)

Access your published article

Invite your colleagues to view your published article

If you need any assistance, please click here to view our Help section.

Sincerely,  
Wiley Author Services

# Step 2: Log in to Author Services Dashboard to Review Actions

## Author Services Dashboard

### Author Services Dashboard

The author will see two blue buttons on the dashboard and have two required actions:

- 1) Sign a license
- 2) Make an OO selection

Clicking either one of these buttons will take them into the following flow.

WILEY HOME MY DASHBOARD AUTHORS ▾ REVIEWERS ▾ EDITORS ▾ HELP ▾

### My Dashboard

- My Dashboard
- My Profile
- View All Communication History
- View All Orders

**MY ARTICLES**  
Select article view

1 ACTION REQUIRED | 1 IN PRODUCTION | 1 PUBLISHED ARTICLES | 2 ALL ARTICLES

**International Journal of Gynecology & Obstetrics**  
Challenges in delivery and performance of a cervical cancer prevention program in the Kurdistan Region of the Iraq health system  
DOI:10.1002/ijgo.12684

**Publication status**  
Article accepted on 9 August, 2018

**Your Institution and Research Funder affiliations**  
Please edit/enter your funding information

VIEW/EDIT INSTITUTION | VIEW/EDIT FUNDER

**Your License**  
Please sign your license for your article to be published.

SIGN LICENSE

**OnlineOpen**  
OnlineOpen is an open access option that allows you to share the final version of your article immediately on publication.

Wiley has an agreement with your institution, UNIVERSITAT WIEN, a member of the Austrian Academic Library Consortium (KEMO), which covers the cost of the open access article publication charges (APCs) for affiliated corresponding authors. Choosing the OnlineOpen option won't incur any additional costs to you, your institution, or funder.

If you have any further questions, please get in touch with your local Open Access contact.

SELECT ONLINEOPEN

**My Profile**  
80% complete

+ Add ORCID

**Measure My Impact**  
Top 5 | Recent  
1. CB2364-ED-JAAL\_A (0 citation)

**Promoting My Work**  
Wiley works to help academics and societies increase the impact of their research by pursuing new ventures like our partnership with Kudos.  
We provide all the support you need to help you promote your work.  
DOWNLOAD THE FREE JOURNAL AUTHOR PROMOTIONAL TOOLKIT

**Need Help?**  
Visit the Author Services Support page

**Can't Find Your Article?**  
If you are missing articles in this overview, you can look for your article using our Search function.  
Search Now

# Step 3: Confirm Affiliations



## Confirm/Enter Institutional Affiliation – Ringgold Exact Match

### Confirm/Enter Institutional Affiliation – Exact Match

Author is taken to the new Institutional Affiliation(s) Confirmation screen.

If the institution(s) entered into EEO and ingested into AS match with Ringgold database (exact match).

The screenshot displays the Wiley website's 'License Signing Preparation' interface. At the top, the Wiley logo is on the left, and navigation links for 'HOME', 'MY DASHBOARD', 'AUTHORS', 'REVIEWERS', 'EDITORS', and 'HELP' are in the center. A search bar and a user profile icon are on the right. Below the navigation is a progress bar with four steps: 'ENTER AFFILIATIONS' (highlighted in purple), 'ENTER FUNDERS', 'ONLINE OPEN SELECTION', and 'SIGN LICENSE'. The main content area shows a card for the article 'Environmental Microbiology Reports' with the title 'Marine biofilms: diversity of communities and of chemical cues' and DOI '10.1111/1758-2229.12694'. Below this is a section titled 'Please confirm your affiliations for this article' with a note: 'Your affiliation selections are used only to determine which licenses are available for your article and will not affect any information in the published article.' Two affiliations are listed: 'Universitat Wien, Vienna, Wien, Austria' and 'Newmark K-8 School, New York, NY', each with 'Edit | Delete' links. An '+ Add affiliation' button is at the bottom right of the list. At the bottom of the page are 'BACK' and 'CONFIRM' buttons.

## Confirm/Enter Institutional Affiliation – One Close Match with Ringgold

### Confirm/Enter Institutional Affiliation – One Close Match

Author is taken to the new Institutional Affiliation(s) Confirmation screen.

If the institution(s) entered into EEO and ingested into AS doesn't have an exact match with Ringgold database, but we have one close match, this screen will apply.

The screenshot displays the Wiley License Signing Preparation interface. At the top, the Wiley logo is followed by navigation links: HOME, MY DASHBOARD, AUTHORS, REVIEWERS, EDITORS, and HELP. A search bar and a user profile icon are also present. The main heading is "License Signing Preparation". Below this, there are three steps: ENTER AFFILIATIONS (highlighted in purple), ENTER FUNDERS, and SIGN LICENSE. The current step shows a journal article titled "Environmental Microbiology Reports" with the subtitle "Marine biofilms: diversity of communities and of chemical cues" and DOI: 10.1111/1758-2229.12694. Below the article information, a section titled "Please confirm your affiliations for this article" contains a message: "Your affiliation selections are used only to determine which licenses are available for your article and will not affect any information in the published article." Underneath, there is a list of potential matches for the affiliation name entered. The first match is "University of Pennsylvania" with a "Delete" button. A red warning icon and text state: "PLEASE CHECK IF YOUR AFFILIATION IS CORRECT". Below this, a message says: "We found potential matches for the affiliation name you entered. Please review the suggestions below:". There are three radio button options: "University of Pennsylvania", "Search for a different affiliation" (with a search input field labeled "Search Affiliation"), and "My original entry is correct. Keep 'University of Pennsylvania' as my affiliation for this article." A "Save Changes" button is located at the bottom right of this section. Below the list of matches, there is another entry for "Newmark K-8 School, New York, NY" with "Edit" and "Delete" buttons. At the bottom right of the entire page, there is a "+ Add affiliation" button. At the bottom left, there is a "BACK TO DASHBOARD" button, and at the bottom right, there is a "Confirm" button.

## Confirm/Enter Institutional Affiliation – Multiple Close Matches with Ringgold

### Confirm/Enter Institutional Affiliation – Multiple Close Matches

Author is taken to the new Institutional Affiliation(s) Confirmation screen.

If the institution(s) entered into EEO and ingested into AS doesn't have an exact match with Ringgold database, but we have multiple close matches, this screen will apply.

The screenshot displays the Wiley website's 'License Signing Preparation' interface. At the top, the Wiley logo is followed by navigation links: HOME, MY DASHBOARD, AUTHORS, REVIEWERS, EDITORS, and HELP. A search bar and a user profile icon are also present. The main content area is titled 'License Signing Preparation' and features three progress steps: 'ENTER AFFILIATIONS' (highlighted in purple), 'ENTER FUNDERS', and 'SIGN LICENSE'. Below this, a card for the article 'Environmental Microbiology Reports' is shown, with the title 'Marine biofilms: diversity of communities and of chemical cues' and DOI:10.1111/1758-2229.12694. The main section is titled 'Please confirm your affiliations for this article' and includes a warning: 'PLEASE CHECK IF YOUR AFFILIATION IS CORRECT'. It lists several potential matches for the affiliation name entered, including 'University of Oxford', 'Oxford Brookes University', 'Oxford University Press USA', and 'University of Oxford North American Office'. Each entry shows the full name and a link to 'Academia, University'. A search bar for a different affiliation is also provided. At the bottom, there are buttons for 'BACK TO DASHBOARD' and 'Confirm', along with a '+ Add affiliation' button.

## Confirm/Enter Institutional Affiliation – No Institution(s) From EEO

### Confirm/Enter Institutional Affiliation – No Institution

Author is taken to the new Institutional Affiliation(s) Confirmation screen.

If the author has not entered an institution into EEO during article submission, this screen will be shown requesting that the author please add an institutional affiliation for his/her article.

The screenshot shows the Wiley website header with the logo and navigation links: HOME, MY DASHBOARD, AUTHORS, REVIEWERS, EDITORS, and HELP. A search bar and a user profile icon are also visible. The main content area is titled "License Signing Preparation" and features a progress bar with three steps: ENTER AFFILIATIONS (highlighted in purple), ENTER FUNDERS, and SIGN LICENSE. Below the progress bar, there is a card for the article "Environmental Microbiology Reports" with a cover image, the title "Marine biofilms: diversity of communities and of chemical cues", and the DOI: 10.1111/1758-2229.12694. The main section is titled "Please specify your affiliation(s) for this article" and contains a message: "We could not find any affiliation entered during the paper submission. Please specify your affiliations for this article if any. The selections will not affect what is published in the final article. They are only to help you show the license information." Below this message is a blue button labeled "+ Add affiliation." At the bottom of the form, there is a checkbox labeled "I am not affiliated with any institution, company, or university for this article". At the very bottom of the screen, there are two buttons: "BACK TO DASHBOARD" and "Confirm".

## Confirm/Enter Institutional Affiliation – Geo-targeting via IP Range (Country)


### Confirm/Enter Institutional Affiliation – Geo-targeting

Author is taken to the new Institutional Affiliation(s) Confirmation screen.

In certain cases we will also show a geo-targeted message to users with an IP address within one of our eligible countries to encourage them to select their institution from our list.

The screenshot shows the Wiley website's 'License Signing Preparation' page. At the top, the Wiley logo is on the left, and navigation links for HOME, MY DASHBOARD, AUTHORS, REVIEWERS, EDITORS, and HELP are in the center. A search bar and a user profile icon are on the right. Below the navigation is a progress bar with three steps: ENTER AFFILIATIONS (highlighted in purple), ENTER FUNDERS, and SIGN LICENSE. The main content area features a card for the article 'Environmental Microbiology Reports' with the title 'Marine biofilms: diversity of communities and of chemical cues' and DOI:10.1111/1758-2229.12694. Below this is a section titled 'Please confirm your affiliations for this article' with a note: 'Your affiliation selections are used only to determine which licenses are available for your article and will not affect any information in the published article.' A blue callout box contains a message: 'Austrian authors may publish open access at no additional cost' and explains that institutions in the Austrian Academic Library Consortium (KEMOL) are eligible for open access. Below this, an affiliation is listed: 'Austrian University, Vienna, Wien, Austria' with 'Edit | Delete' options. A '+ Add affiliation' button is at the bottom right of the list. At the very bottom of the page are 'BACK TO DASHBOARD' and 'Confirm' buttons.

# Step 4: Enter Funder Information



## Funders

Author is presented with reported Funders (if provided at submission), and is given an additional option to add/edit any new/existing Funder(s).

The screenshot shows the Wiley website's 'License Signing Preparation' page. At the top, the Wiley logo is on the left, and navigation links for HOME, MY DASHBOARD, AUTHORS, REVIEWERS, EDITORS, and HELP are in the center. A search bar and a user profile icon are on the right. Below the navigation is a progress bar with four steps: ENTER AFFILIATIONS, ENTER FUNDERS (highlighted in purple), ONLINE OPEN SELECTION, and SIGN LICENSE. The main content area displays an article titled 'Environmental Microbiology Reports' with the subtitle 'Marine biofilms: diversity of communities and of chemical cues' and DOI:10.1111/1758-2229.12694. Below the article, a section titled 'Please confirm your funders for this article' contains a list of funders: 'American Psychological Association' and 'Wellcome Trust', each with a 'View Details' link. An '+ Add funder' button is at the bottom right of this section. At the bottom of the page, there are two buttons: 'BACK TO DASHBOARD' and 'Confirm'.

# Step 5: OnlineOpen Selection Defaulted Yes

## 'Yes' is Pre-Selected for Author

### Select OO – Default Yes

Author is presented with 'OnlineOpen – Open Access Option' pre-selected to "Yes, I would like to make my article OnlineOpen" by default.

WILEY HOME MY DASHBOARD AUTHORS ▾ REVIEWERS ▾ EDITORS ▾ HELP ▾

## License Signing Preparation

ENTER AFFILIATIONS ENTER FUNDERS **ONLINEOPEN SELECTION** SIGN LICENSE

**Environmental Microbiology Reports**  
Marine biofilms: diversity of communities and of chemical cues  
DOI:10.1111/1758-2229.12694

### OnlineOpen - Open Access Option Incomplete

OnlineOpen is an open access option that allows you to share the final version of your article immediately on publication.

Wiley has an [agreement](#) with your institution, UNIVERSITAT WIEN, a member of the Austrian Academic Library Consortium (KEMÖ), which covers the cost of the open access article publication charges (APCs) for affiliated corresponding authors. Choosing the OnlineOpen option won't incur any additional costs to you, your institution, or funder.

If you have any further questions, please get in touch with your [local Open Access contact](#).

**Yes, I would like to make my article OnlineOpen**

No, I don't want to make my article OnlineOpen

BACK CONFIRM

## Author Changes Selection From Default 'Yes' to 'No'

Select OO – Author Changes Selection From Default “Yes” to “No”

Author is presented with ‘OnlineOpen – Open Access Option’ pre-selected to “Yes, I would like to make my article OnlineOpen” by default and actively changes selection to “No, I don’t want to make my article OnlineOpen.”

Author is then presented with a warning message.

Once author clicks, “Confirm” button, author’s opt-out/active selection of ‘No’ will be recorded for reporting and the author will continue on to sign the appropriate CTA license.

The screenshot shows the Wiley website's 'License Signing Preparation' interface. At the top, the Wiley logo is on the left, and navigation links for HOME, MY DASHBOARD, AUTHORS, REVIEWERS, EDITORS, and HELP are in the center. A search bar and a user profile icon are on the right. The main heading is 'License Signing Preparation'. Below this is a progress bar with four steps: ENTER AFFILIATIONS, ENTER FUNDERS, ONLINEOPEN SELECTION (highlighted in purple), and SIGN LICENSE. The 'ONLINEOPEN SELECTION' step is active, displaying a card for 'Environmental Microbiology Reports' with the article title 'Marine biofilms: diversity of communities and of chemical cues' and DOI:10.1111/1758-2229.12694. Below the card is a section titled 'OnlineOpen - Open Access Option' with an 'Incomplete' status icon. The text explains that OnlineOpen is an open access option and that Wiley has an agreement with the author's institution, UNIVERSITAT WIEN, covering APCs. It offers two radio button options: 'Yes, I would like to make my article OnlineOpen' (which is currently selected) and 'No, I don't want to make my article OnlineOpen'. A yellow warning box states: 'By clicking "Confirm", you agree that your article will not be published OnlineOpen, and forfeit coverage of your APC.' At the bottom, there are 'BACK' and 'CONFIRM' buttons.

# Step 6: Copyright Ownership Selection


## License Signing – Copyright Ownership

### Copyright Ownership

Author is presented with License Signing options: Copyright Ownership selection, Creative Commons licensing selection, etc.

## License Signing

INITIATE SIGN LICENSE CONFIRMATION



**Environmental Microbiology Reports**  
Marine biofilms: diversity of communities and of chemical cues  
DOI:10.1111/1758-2229.12694

### Copyright Ownership

Incomplete ⓘ

Please select ownership type ⓘ

Select Ownership

CANCEL OK

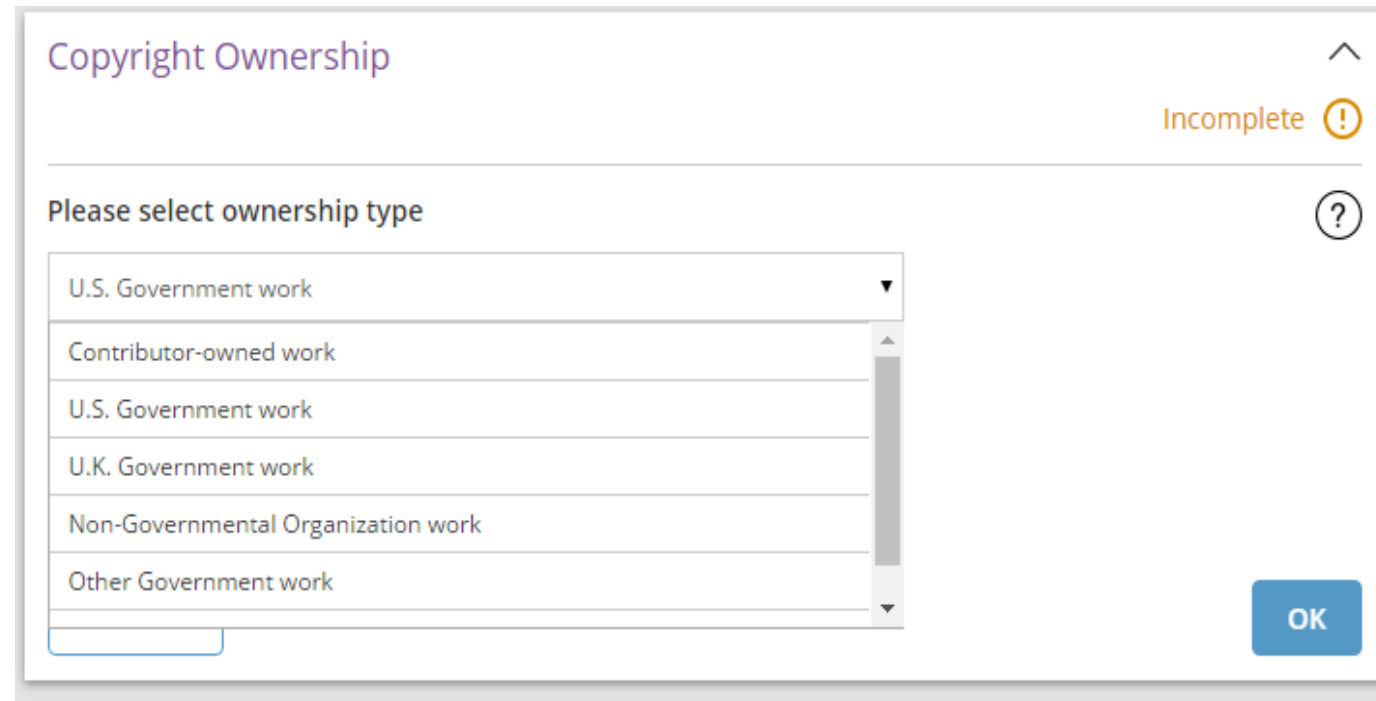
### OnlineOpen - Open Access Option

## License Signing – Copyright Ownership Choices

### Copyright Ownership

Author is presented with the following choices when selecting ownership type.

If other signatures are required, some ownership types will require the corresponding author to download a PDF license, sign offline (collect all relevant signatures), and then upload the completed PDF back to Wiley Author Services Dashboard.



The screenshot shows a dialog box titled "Copyright Ownership" with a status indicator "Incomplete" and a warning icon. Below the title is a prompt "Please select ownership type" with a help icon. A list of ownership types is displayed in a scrollable area:

- U.S. Government work
- Contributor-owned work
- U.S. Government work
- U.K. Government work
- Non-Governmental Organization work
- Other Government work

An "OK" button is located at the bottom right of the dialog box.

# Step 7: Creative Commons License Selection



## License Signing – License Agreement Selection

### License Agreement

If *OnlineOpen* is selected, the author is asked to select a Creative Commons license dependent on funding source(s) reported and journal license permissions\*.

A short description of each Creative Commons license type is made available per license type to aid authors when deciding which license to sign.

\* Some journals will only allow a Creative Commons Attribution License (CC-BY) if mandated by a funding source.

INITIATE    SIGN LICENSE    CONFIRMATION



**Journal of Adolescent & Adult Literacy**  
C47010 UAT 1  
DOI:10.1002/jaal.9404


Copyright Ownership ✓

OnlineOpen - Open Access Option ✓

License Agreement Incomplete ⚠

Please select a license

- Creative Commons Attribution License
- Creative Commons Attribution-NonCommercial License
- Creative Commons Attribution-NonCommercial-NoDerivatives License



**Attribution License**  
CC-BY  
This license lets others distribute, remix, tweak, and build upon your work, even commercially, as long as they credit you for the original creation. This is the most accommodating of licenses offered. Recommended for maximum dissemination and use of licensed materials.

CANCEL    OK

# Step 8: Sign License

## License Signing – Option to Sign or Save for Later


### Save & Sign

Once author completes all License Signing sections, author is presented with confirmation icons. ✓

Author has the option to click “SAVE FOR LATER” or “SAVE & SIGN” to proceed.

### License Signing

INITIATE | SIGN LICENSE | CONFIRMATION



**Journal of Adolescent & Adult Literacy**  
C47010 UAT 1  
DOI:10.1002/jaal.9404

Copyright Ownership ✓

OnlineOpen - Open Access Option ✓

License Agreement ✓

## License Signing – CC-BY License


### Review License Agreement

Author is presented with electronic copy of the Creative Commons license agreement selected and asked to review. If author agrees with all items within agreement presented, author must:

- confirm by ticking box (“I agree to the OPEN ACCESS AGREEMENT...”)
- type full name (electronic signature)
- Click “SIGN” button to complete licensing signing process.

### License Signing

INITIATE SIGN LICENSE CONFIRMATION



**Journal of Adolescent & Adult Literacy**  
C47010 UAT 1  
DOI:10.1002/jaal.9404

Please read the agreement below. To sign the form, check the box indicating you have read and agree to the terms in the agreement, and type your electronic signature.

Click "Sign" to send your signed form to the Journal Production Editor and proceed to the next step.

**Human Brain Mapping**  
Published by Wiley (the "Owner")

**LICENSE AGREEMENT FOR PUBLISHING CC-BY**

Date: November 04, 2016  
Contributor name: STEFAN BORGWARDT  
Contributor address:  
Manuscript number: HBM-14-1196R2

I agree to the OPEN ACCESS AGREEMENT as shown above and have obtained written permission from all other contributors to execute this Agreement on their behalf.

Contributor's Name

BACK SIGN

# Step 9: License and OO Order Confirmation

## License/Order Confirmation

### License Signing and OO Selection - Confirmation

If Author continued with "Yes" for OnlineOpen, the order is submitted automatically on behalf of the author and the author is presented with a confirmation screen. New text TBD to make clear that the OO selection has also been submitted.


To exit the *License Signing Form*, click "BACK TO DASHBOARD" button.

The screenshot shows the Wiley website's 'License Signing' confirmation page. At the top, the Wiley logo is on the left, and navigation links for HOME, MY DASHBOARD, AUTHORS, REVIEWERS, EDITORS, and HELP are in the center. A search bar and a user profile icon are on the right. Below the navigation is a progress bar with three steps: INITIATE, SIGN LICENSE, and CONFIRMATION (the current step, highlighted in purple). A central white box contains a blue checkmark icon and the text 'Thank you!'. Below this, it says 'Thank you for using Wiley Author Services. If you have any questions, please contact customer support via this form.' and 'We have saved your license details. A copy of your license agreement has been sent to you via email, and you can view your license at any time from your dashboard by clicking "View License."' A yellow mouse cursor is pointing at the text. At the bottom of the white box is a blue button labeled 'BACK TO DASHBOARD'. The footer contains links for Wiley.com, Wiley Online Library, Privacy policy, Terms & Conditions, Contact us, and Help, along with copyright information and the Wiley logo.

# Fully Open Access Journals



Step 1: Author submits manuscript to  
Open Access Journal and indicates  
affiliation with Wiley Open Access  
Account in payment question



## Submission to Open Access Journals

### Submission to OA journal

Authors will be presented with a payment question during manuscript submission to the OA journal. They will indicate their affiliation with a Wiley Open Access Account when they answer the payment question.

(Please see the **"Discounts That May Apply"** section for a list of institutions and funding agencies that have agreed to cover a portion of the publication fees.)

I believe a third-party will pay the publication charge for this article.

Some institutions and funding agencies have agreed to be invoiced directly and pay the Wiley Open Access article publication charge (APC) for their affiliated researchers. To check your eligibility, go to <http://www.wileyauthors.com/accountcodes> and find the affiliated institution or funder of the corresponding author, then copy the code and paste it here.

Please enter institution code here:

0 OUT OF 4 CHARACTERS

Please enter your funder and grant / project number if your institution requires this information in order to pay the APC:

I request a waiver of the publication charge for this article.

Waivers will automatically be granted to corresponding authors from the [Wiley Open Access Waiver Country List](#). No further information is required.

## Wiley Open Access Account Codes

Authors will search for their institution and then copy and paste the code into the appropriate field in the manuscript submission system.

Find Journal

Prepare

Submission &  
Peer Review

Licensing

Open Access

Publication

Promotion

## Wiley Open Access Account Codes

You've been directed to this page because you indicated that a third party may be paying for your article publication charge.

To check your eligibility, please use the dropdown menus below to find your affiliated institution or funder. If your institution or funder isn't listed, it does not currently have an active Wiley Open Access Account and you'll need to select a different payment option in the manuscript submission system.

**Select your country:**

Hungary

**Select your institution:**

University of Szeged

Based on your selections above, this is your institution's Wiley Open Access Account code.

Click on the button below to copy this code. When asked for your code in the manuscript submission system, please paste it into the specified field (CTRL+V or right-click and paste).

SZE2

COPY CODE

Step 2: Author receives notification that their request to use the Wiley Open Access Account has been approved

## Request Approval Provided

### Request Approval

Authors will receive an email confirmation that their request to use the Wiley Open Access Account had been approved.

Dear Author,

I am responding to your request for your institution or funder to pay the article publication charge for the following manuscript submitted to Test Journal:

Article Title:

Manuscript ID:

Article Publication Charge:

Institution/Funder Name:

Funder Grant Number Provided:

Your payment request has been accepted by the institution or funder.

If your manuscript is accepted for publication in Test Journal, you will not personally be asked to pay the article publication charge. If you have questions about the status of your manuscript, please contact the Editorial Office.

Thank you for submitting your manuscript to Test Journal.

Sincerely,

Wiley Open Access

cs-openaccess@wiley.com

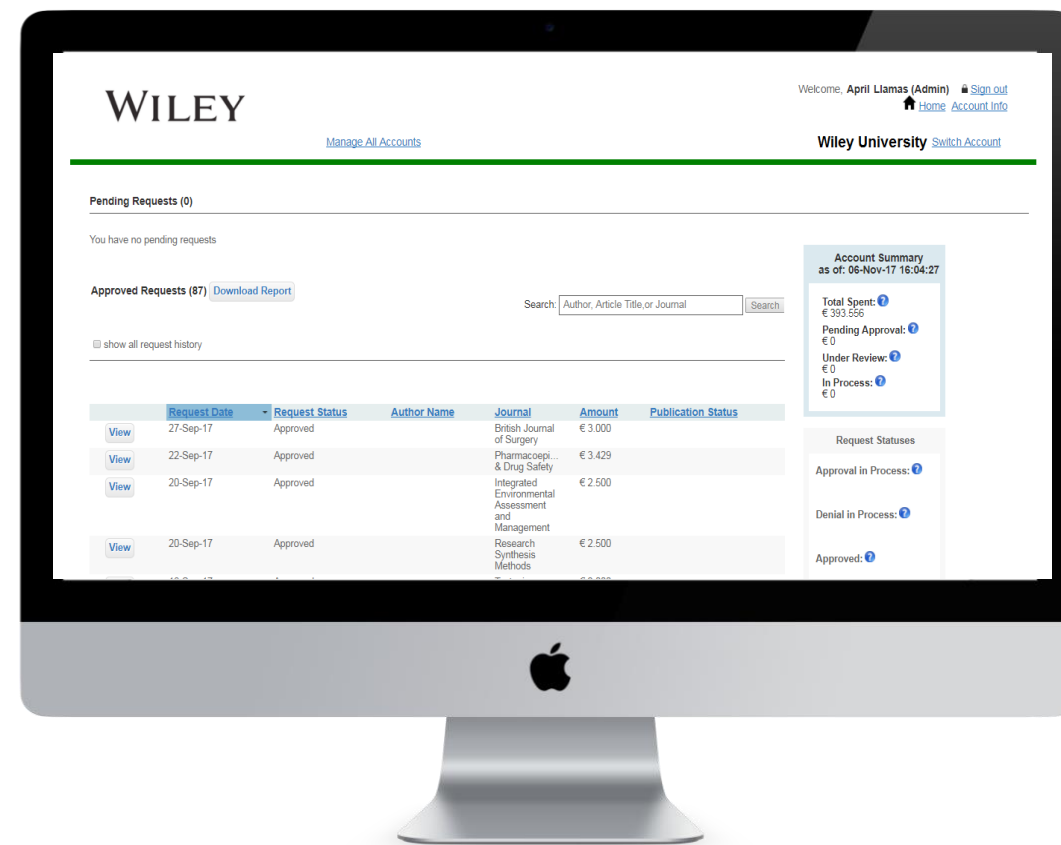
Step 3: When article is accepted, author signs license agreement. No payment steps are necessary.

# Your Wiley Open Access Account Dashboard

Manage your account easily and efficiently

# Manage Your Account

- View and approve OnlineOpen and Open Access payment requests
- Monitor your account's usage through real-time reporting



# View requests

You can view details of each payment request, including date of request, author name(s), funding sources, article publication charge, article/journal title.

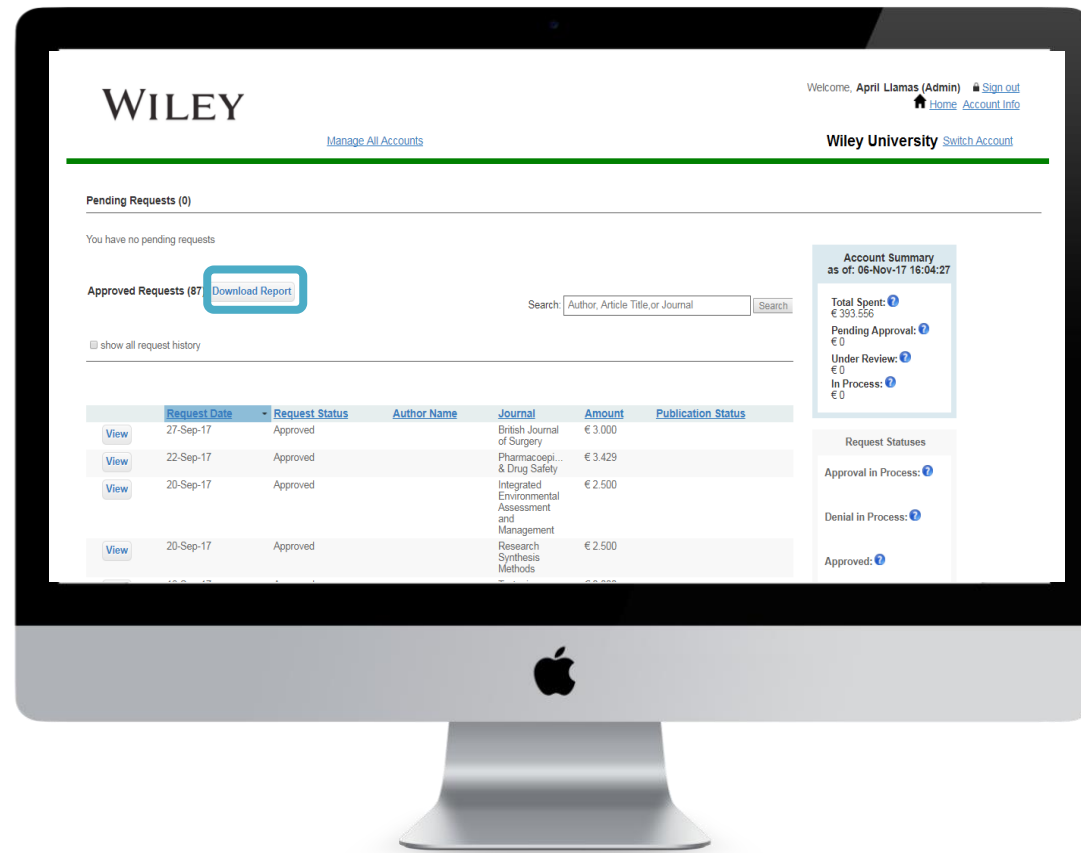


# Real-time reporting

Generate detailed reports on your account's activity.

Download reports by your preferred time range and get information on the author, article and licensing type.

Sign up to receive monthly or quarterly reports via email



# Thank you!

## Author Resources:

Wiley Author Services website

[www.wileyauthors.com](http://www.wileyauthors.com)

## Author Contact:

Wiley Customer Support Team

[cs-onlineopen@wiley.com](mailto:cs-onlineopen@wiley.com)

## Institution/Library Contact:

Account Dashboard Team

[accountdashboard@wiley.com](mailto:accountdashboard@wiley.com)

## Management:

Kristin McNealy, Director Author Product Strategy & Operations

[kmcnealy@wiley.com](mailto:kmcnealy@wiley.com)